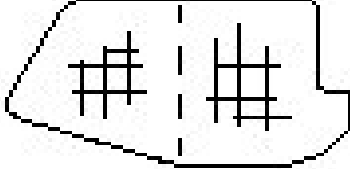
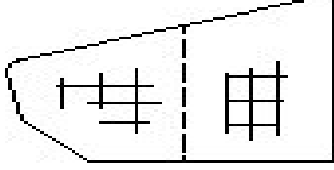
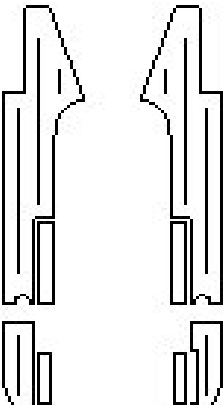


## Hanse 430

	<p><b>Nur Hanse 430 Concept [B1]</b>                      1 Würfelgrätting, größtes Maß: 1270x580mm, Naßzelle Salon BB</p> <p><i>Only Hanse 430 Concept [B1]</i>                      1 Grating, produce in two parts. Size: 1270x580m.                      Head (sanitary area) saloon portside.</p>	
	<p>Art.-Nr.: /Order number:                       650 HA 0039</p>	<p>Preis:/Price :                       EURO 571,20                      +19% MwSt. <u>EURO 108,52</u>  <u>EURO 679,72</u></p>
	<p><b>Nur Hanse 430 Concept [A1,A3,A4]</b>                      1 Würfelgrätting, größtes Maß: 820x710mm, Naßzelle Vorschiff STB.</p> <p><i>Only Hanse 430 Concept [A1,A3,A4]</i>                      1 grating in teak Size: 820x710mm, produce in two parts                      head (sanitary area) forebody starboard side</p>	
	<p>Art.-Nr.: /Order number:                       500 HA 0038</p>	<p>Preis:/Price :                       EURO 457,49                      +19% MwSt. <u>EURO 86,92</u>  <u>EURO 544,41</u></p>
	<p><b>Teakdeck für den Süllrand, mit umlaufendes Rahmenholz</b>                      Größe ca.:</p> <ul style="list-style-type: none"> <li>2 St. 2450x500mm</li> <li>2 St. 800x40mm (massiv)</li> <li>2St. 880x170mm</li> <li>2x 460x170mm</li> </ul> <p><i>Teakdeck for the winch-pedest with frame moulding</i>                      Size ca.:</p> <ul style="list-style-type: none"> <li>2 pc. 2450x500mm</li> <li>2 pc. 800x40mm (solid teak)</li> <li>2 pc. 880x170mm</li> <li>2 pc. 460x170mm</li> </ul>	
	<p>Art.-Nr.: /Order number:                       350 HA 0024</p>	<p>Preis:/Price :                       EURO 1885,80                      +19% MwSt. <u>EURO 358,30</u>  <u>EURO 2244,10</u></p>